

Rock Rhythmen 1

Bausteine 1

1A	1B	1C	1D

1E	1F	1G

Rock Rhythmen 1

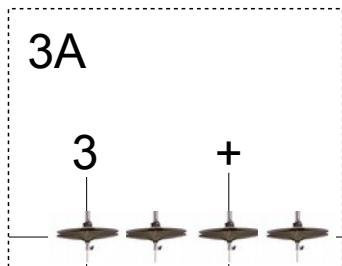
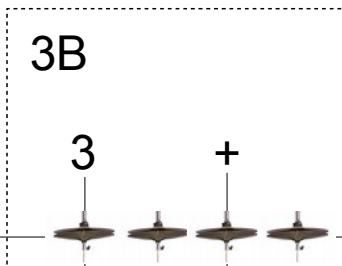
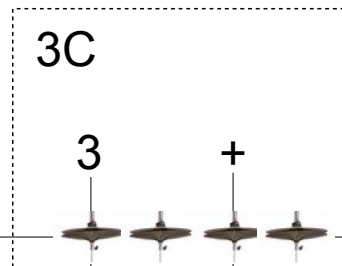
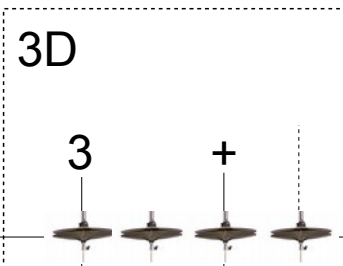
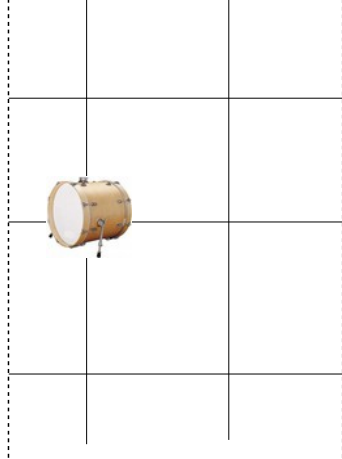

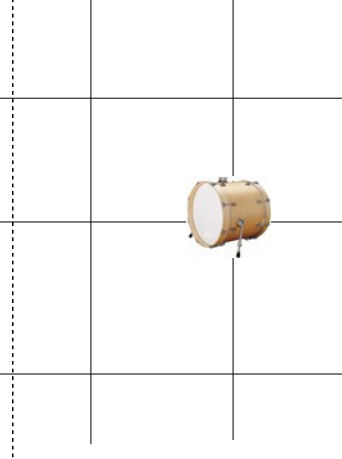

Bausteine 2

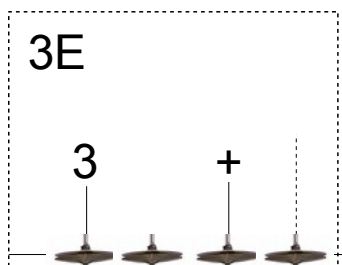
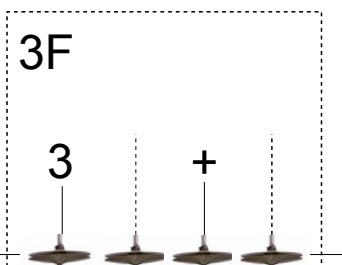
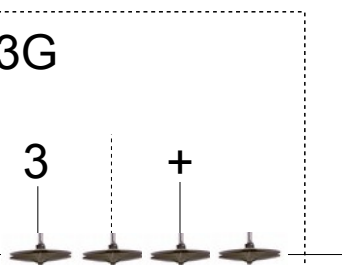
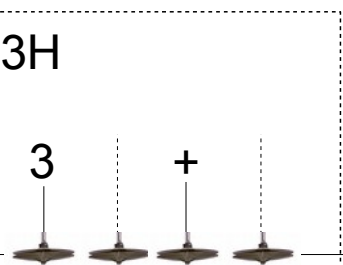
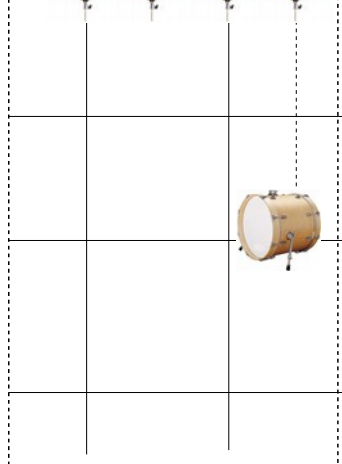



2A	2B	2C	2D
2 +	2 +	2 +	2 +

2E	2F	2G	2H
2 +	2 +	2 +	2 +

Rock Rhythmen 1

Bausteine 3

3A	3B	3C	3D
			
			

3E	3F	3G	3H
			
			

Rock Rhythmen 1

Bausteine 4

4A

4 +

The diagram illustrates a rhythmic pattern on a 2x4 grid. The top row has a '4' above the first column and a '+' above the second column. The second row has a drum icon in the first column and three cymbal icons in the second, third, and fourth columns.