

Latin Rhythmen

Nr. 1

1 + 2 + 3 + 4 +

Musical notation for Nr. 1, a 4-beat rhythm. The notation is on a four-line staff. The top line represents the snare drum, the second line the bass drum, the third line the conga, and the bottom line the cowbell. The rhythm is: Beat 1: Snare (quarter), Bass (quarter); Beat 2: Snare (quarter), Bass (quarter), Conga (quarter), Cowbell (quarter); Beat 3: Snare (quarter), Bass (quarter), Conga (quarter), Cowbell (quarter); Beat 4: Snare (quarter), Bass (quarter), Conga (quarter), Cowbell (quarter). A 'Rim Click' is indicated on the snare drum in the second and fourth beats.

Nr. 2

1 + 2 + 3 + 4 +

Musical notation for Nr. 2, a 4-beat rhythm. The notation is on a four-line staff. The top line represents the snare drum, the second line the bass drum, the third line the conga, and the bottom line the cowbell. The rhythm is: Beat 1: Snare (quarter), Bass (quarter); Beat 2: Snare (quarter), Bass (quarter), Conga (quarter), Cowbell (quarter); Beat 3: Snare (quarter), Bass (quarter), Conga (quarter), Cowbell (quarter); Beat 4: Snare (quarter), Bass (quarter), Conga (quarter), Cowbell (quarter). A 'Rim Click' is indicated on the snare drum in the second and fourth beats.

Nr. 3

1 + 2 + 3 + 4 +

Musical notation for Nr. 3, a 4-beat rhythm. The notation is on a four-line staff. The top line represents the snare drum, the second line the bass drum, the third line the conga, and the bottom line the cowbell. The rhythm is: Beat 1: Snare (quarter), Bass (quarter); Beat 2: Snare (quarter), Bass (quarter), Conga (quarter), Cowbell (quarter); Beat 3: Snare (quarter), Bass (quarter), Conga (quarter), Cowbell (quarter); Beat 4: Snare (quarter), Bass (quarter), Conga (quarter), Cowbell (quarter). A 'Rim Click' is indicated on the snare drum in the second and fourth beats.

Nr. 4

1 + 2 + 3 + 4 +

Musical notation for Nr. 4, a 4-beat rhythm. The notation is on a four-line staff. The top line represents the snare drum, the second line the bass drum, the third line the conga, and the bottom line the cowbell. The rhythm is: Beat 1: Snare (quarter), Bass (quarter); Beat 2: Snare (quarter), Bass (quarter), Conga (quarter), Cowbell (quarter); Beat 3: Snare (quarter), Bass (quarter), Conga (quarter), Cowbell (quarter); Beat 4: Snare (quarter), Bass (quarter), Conga (quarter), Cowbell (quarter). A 'Rim Click' is indicated on the snare drum in the second and fourth beats.

Latin Rhythmen

Nr. 5

1 + 2 + 3 + 4 +

Musical notation for Nr. 5, a 4-beat rhythm. The notation is on a four-line staff. The top line represents the snare drum, the middle two lines represent the tom-toms, and the bottom line represents the bass drum. The rhythm is: Beat 1: Snare; Beat 2: Snare, Tom; Beat 3: Snare, Tom; Beat 4: Snare, Tom. A 'Rim Click' is indicated on the second beat. The bass drum is played on the second and fourth beats.

Nr. 6

1 + 2 + 3 + 4 +

Musical notation for Nr. 6, a 4-beat rhythm. The notation is on a four-line staff. The top line represents the snare drum, the middle two lines represent the tom-toms, and the bottom line represents the bass drum. The rhythm is: Beat 1: Snare; Beat 2: Snare, Tom; Beat 3: Snare, Tom; Beat 4: Snare, Tom. A 'Rim Click' is indicated on the second beat. The bass drum is played on the second and fourth beats.

Nr. 7

1 + 2 + 3 + 4 +

Musical notation for Nr. 7, a 4-beat rhythm. The notation is on a four-line staff. The top line represents the snare drum, the middle two lines represent the tom-toms, and the bottom line represents the bass drum. The rhythm is: Beat 1: Snare; Beat 2: Snare, Tom; Beat 3: Snare, Tom; Beat 4: Snare, Tom. A 'Rim Click' is indicated on the second beat. The bass drum is played on the second and fourth beats.

Nr. 8

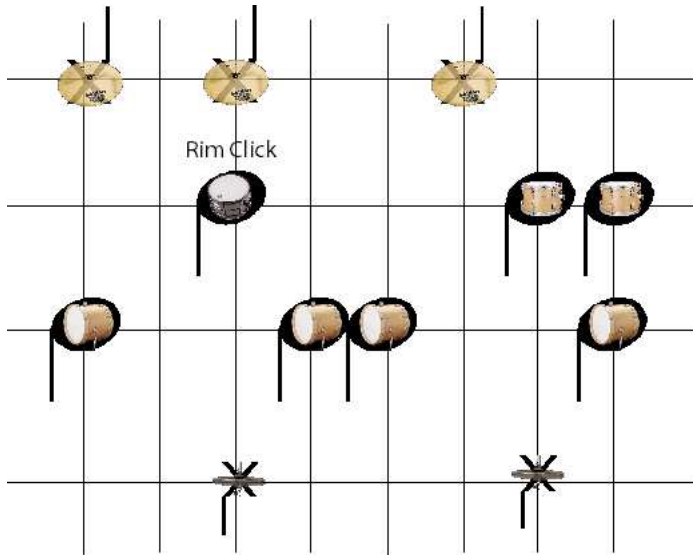
1 + 2 + 3 + 4 +

Musical notation for Nr. 8, a 4-beat rhythm. The notation is on a four-line staff. The top line represents the snare drum, the middle two lines represent the tom-toms, and the bottom line represents the bass drum. The rhythm is: Beat 1: Snare; Beat 2: Snare, Tom; Beat 3: Snare, Tom; Beat 4: Snare, Tom. A 'Rim Click' is indicated on the second beat. The bass drum is played on the second and fourth beats.

Latin Rhythmen

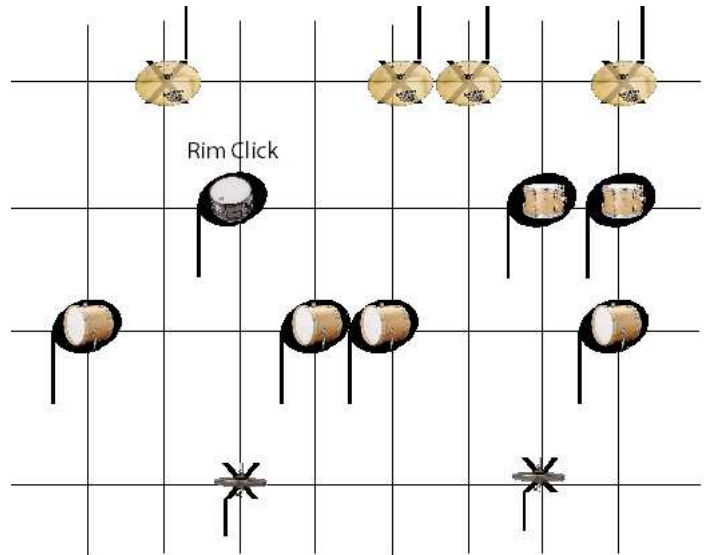
Nr. 9

1 + 2 + 3 + 4 +



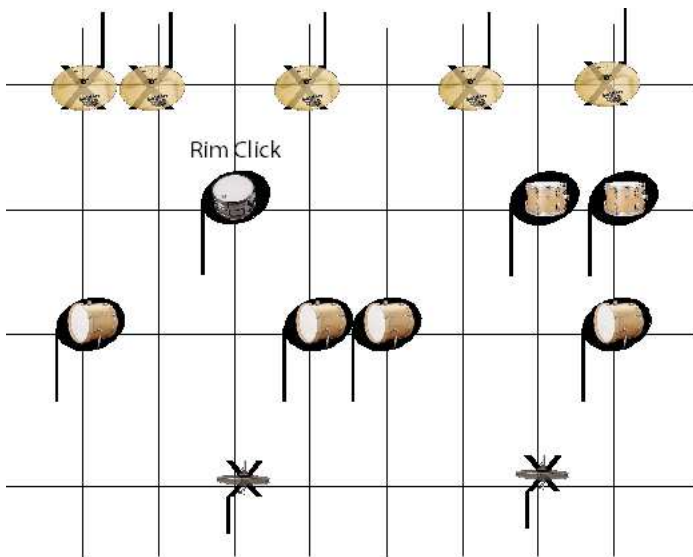
Nr. 10

1 + 2 + 3 + 4 +



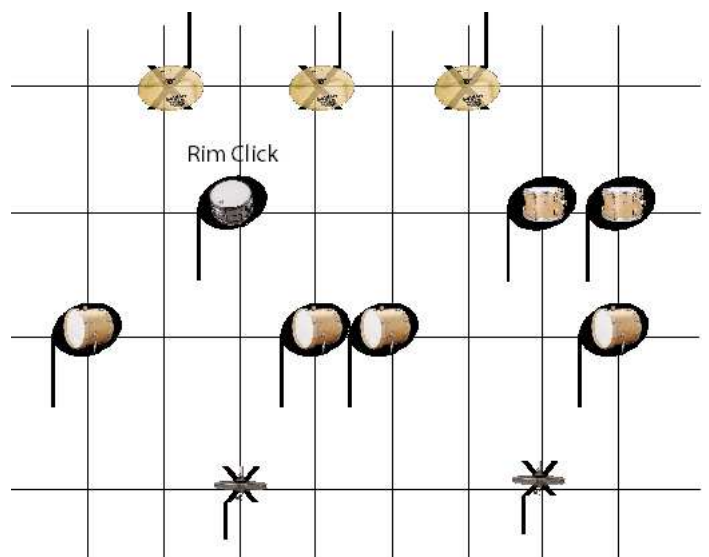
Nr. 11

1 + 2 + 3 + 4 +



Nr. 12

1 + 2 + 3 + 4 +



Latin Rhythmen

Nr. 13

1 + 2 + 3 + 4 +

Musical notation for Nr. 13. It consists of four measures, each with a plus sign after the measure number. The notation is on a four-line staff. The top line (treble clef) contains yellow circular icons representing cymbals. The second line (bass clef) contains black circular icons representing snare drums. The third line contains black circular icons representing tom-toms. The bottom line contains asterisks representing congas. The rhythm is: Measure 1: Cymbal on 1, Snare on 2, Tom on 3, Conga on 4. Measure 2: Cymbal on 1, Snare on 2, Tom on 3, Conga on 4. Measure 3: Cymbal on 1, Snare on 2, Tom on 3, Conga on 4. Measure 4: Cymbal on 1, Snare on 2, Tom on 3, Conga on 4. A 'Rim Click' label is placed above the snare drum in the second measure.

Nr. 14

1 + 2 + 3 + 4 +

Musical notation for Nr. 14. It consists of four measures, each with a plus sign after the measure number. The notation is on a four-line staff. The top line (treble clef) contains yellow circular icons representing cymbals. The second line (bass clef) contains black circular icons representing snare drums. The third line contains black circular icons representing tom-toms. The bottom line contains asterisks representing congas. The rhythm is: Measure 1: Cymbal on 1, Snare on 2, Tom on 3, Conga on 4. Measure 2: Cymbal on 1, Snare on 2, Tom on 3, Conga on 4. Measure 3: Cymbal on 1, Snare on 2, Tom on 3, Conga on 4. Measure 4: Cymbal on 1, Snare on 2, Tom on 3, Conga on 4. A 'Rim Click' label is placed above the snare drum in the second measure.

Nr. 15

1 + 2 + 3 + 4 +

Musical notation for Nr. 15. It consists of four measures, each with a plus sign after the measure number. The notation is on a four-line staff. The top line (treble clef) contains yellow circular icons representing cymbals. The second line (bass clef) contains black circular icons representing snare drums. The third line contains black circular icons representing tom-toms. The bottom line contains asterisks representing congas. The rhythm is: Measure 1: Cymbal on 1, Snare on 2, Tom on 3, Conga on 4. Measure 2: Cymbal on 1, Snare on 2, Tom on 3, Conga on 4. Measure 3: Cymbal on 1, Snare on 2, Tom on 3, Conga on 4. Measure 4: Cymbal on 1, Snare on 2, Tom on 3, Conga on 4. A 'Rim Click' label is placed above the snare drum in the second measure.

Nr. 16

1 + 2 + 3 + 4 +

Musical notation for Nr. 16. It consists of four measures, each with a plus sign after the measure number. The notation is on a four-line staff. The top line (treble clef) contains yellow circular icons representing cymbals. The second line (bass clef) contains black circular icons representing snare drums. The third line contains black circular icons representing tom-toms. The bottom line contains asterisks representing congas. The rhythm is: Measure 1: Cymbal on 1, Snare on 2, Tom on 3, Conga on 4. Measure 2: Cymbal on 1, Snare on 2, Tom on 3, Conga on 4. Measure 3: Cymbal on 1, Snare on 2, Tom on 3, Conga on 4. Measure 4: Cymbal on 1, Snare on 2, Tom on 3, Conga on 4. A 'Rim Click' label is placed above the snare drum in the second measure.

Latin Rhythmen

Nr. 17

1 + 2 + 3 + 4 +

Musical notation for Nr. 17 on a four-line staff. The notation is organized into four measures, each starting with a '+' sign. Measure 1: Snare drum on the second line, bass drum on the first line. Measure 2: Snare drum on the second line, bass drum on the first line, and a 'Rim Click' on the third line. Measure 3: Snare drum on the second line, bass drum on the first line, and a 'Rim Click' on the third line. Measure 4: Snare drum on the second line, bass drum on the first line, and a 'Rim Click' on the third line. The 'Rim Click' is represented by a star symbol on the third line.

Nr. 18

1 + 2 + 3 + 4 +

Musical notation for Nr. 18 on a four-line staff. The notation is organized into four measures, each starting with a '+' sign. Measure 1: Snare drum on the second line, bass drum on the first line. Measure 2: Snare drum on the second line, bass drum on the first line, and a 'Rim Click' on the third line. Measure 3: Snare drum on the second line, bass drum on the first line, and a 'Rim Click' on the third line. Measure 4: Snare drum on the second line, bass drum on the first line, and a 'Rim Click' on the third line. The 'Rim Click' is represented by a star symbol on the third line.

Nr. 19

1 + 2 + 3 + 4 +

Musical notation for Nr. 19 on a four-line staff. The notation is organized into four measures, each starting with a '+' sign. Measure 1: Snare drum on the second line, bass drum on the first line. Measure 2: Snare drum on the second line, bass drum on the first line, and a 'Rim Click' on the third line. Measure 3: Snare drum on the second line, bass drum on the first line, and a 'Rim Click' on the third line. Measure 4: Snare drum on the second line, bass drum on the first line, and a 'Rim Click' on the third line. The 'Rim Click' is represented by a star symbol on the third line.

Nr. 20

1 + 2 + 3 + 4 +

Musical notation for Nr. 20 on a four-line staff. The notation is organized into four measures, each starting with a '+' sign. Measure 1: Snare drum on the second line, bass drum on the first line. Measure 2: Snare drum on the second line, bass drum on the first line, and a 'Rim Click' on the third line. Measure 3: Snare drum on the second line, bass drum on the first line, and a 'Rim Click' on the third line. Measure 4: Snare drum on the second line, bass drum on the first line, and a 'Rim Click' on the third line. The 'Rim Click' is represented by a star symbol on the third line.

Latin Rhythmen

Nr. 21

1 + 2 + 3 + 4 +

Musical notation for rhythm Nr. 21, consisting of four measures. The notation is on a four-line staff. The first measure contains three eighth notes on the top line. The second measure contains a 'Rim Click' (represented by a black circle with a white dot) on the second line. The third measure contains two eighth notes on the second line. The fourth measure contains two eighth notes on the second line. The bottom line of the staff has asterisks under the second and fourth measures, indicating a specific drum part.

Nr. 22

1 + 2 + 3 + 4 +

Musical notation for rhythm Nr. 22, consisting of four measures. The notation is on a four-line staff. The first measure contains three eighth notes on the top line. The second measure contains a 'Rim Click' (represented by a black circle with a white dot) on the second line. The third measure contains two eighth notes on the second line. The fourth measure contains two eighth notes on the second line. The bottom line of the staff has asterisks under the second and fourth measures, indicating a specific drum part.

Nr. 23

1 + 2 + 3 + 4 +

Musical notation for rhythm Nr. 23, consisting of four measures. The notation is on a four-line staff. The first measure contains three eighth notes on the top line. The second measure contains a 'Rim Click' (represented by a black circle with a white dot) on the second line. The third measure contains two eighth notes on the second line. The fourth measure contains two eighth notes on the second line. The bottom line of the staff has asterisks under the second and fourth measures, indicating a specific drum part.

Nr. 24

1 + 2 + 3 + 4 +

Musical notation for rhythm Nr. 24, consisting of four measures. The notation is on a four-line staff. The first measure contains three eighth notes on the top line. The second measure contains a 'Rim Click' (represented by a black circle with a white dot) on the second line. The third measure contains two eighth notes on the second line. The fourth measure contains two eighth notes on the second line. The bottom line of the staff has asterisks under the second and fourth measures, indicating a specific drum part.

Latin Rhythmen

Nr. 25

1 + 2 + 3 + 4 +

Musical notation for rhythm Nr. 25, consisting of four measures. The notation is written on a four-line staff. The first measure contains three eighth notes on the top line. The second measure contains a 'Rim Click' (represented by a black circle with a white center) on the second line and a quarter note on the bottom line. The third measure contains two eighth notes on the second line and a quarter note on the bottom line. The fourth measure contains two eighth notes on the top line and a quarter note on the bottom line. The bottom line of the staff has asterisks under the second and fourth measures, indicating a specific drum part.

Nr. 26

1 + 2 + 3 + 4 +

Musical notation for rhythm Nr. 26, consisting of four measures. The notation is written on a four-line staff. The first measure contains a quarter note on the top line. The second measure contains a 'Rim Click' (represented by a black circle with a white center) on the second line and a quarter note on the bottom line. The third measure contains two eighth notes on the second line and a quarter note on the bottom line. The fourth measure contains two eighth notes on the top line and a quarter note on the bottom line. The bottom line of the staff has asterisks under the second and fourth measures, indicating a specific drum part.

Nr. 27

1 + 2 + 3 + 4 +

Musical notation for rhythm Nr. 27, consisting of four measures. The notation is written on a four-line staff. The first measure contains three eighth notes on the top line. The second measure contains a 'Rim Click' (represented by a black circle with a white center) on the second line and a quarter note on the bottom line. The third measure contains two eighth notes on the second line and a quarter note on the bottom line. The fourth measure contains two eighth notes on the top line and a quarter note on the bottom line. The bottom line of the staff has asterisks under the second and fourth measures, indicating a specific drum part.

Nr. 28

1 + 2 + 3 + 4 +

Musical notation for rhythm Nr. 28, consisting of four measures. The notation is written on a four-line staff. The first measure contains three eighth notes on the top line. The second measure contains a 'Rim Click' (represented by a black circle with a white center) on the second line and a quarter note on the bottom line. The third measure contains two eighth notes on the second line and a quarter note on the bottom line. The fourth measure contains two eighth notes on the top line and a quarter note on the bottom line. The bottom line of the staff has asterisks under the second and fourth measures, indicating a specific drum part.

Latin Rhythmen

Nr. 29

1 + 2 + 3 + 4 +

Musical notation for Nr. 29, a 4-measure rhythm. The notation is on a four-line staff. The first measure contains four eighth notes on the top line, each with a vertical line above it. The second measure contains a 'Rim Click' (a black circle with a white center) on the second line, with a vertical line above it. The third measure contains two eighth notes on the second line, each with a vertical line above it. The fourth measure contains two eighth notes on the second line, each with a vertical line above it. The bottom line of the staff has two asterisks on the second and fourth measures, indicating a specific drum part.

Nr. 30

1 + 2 + 3 + 4 +

Musical notation for Nr. 30, a 4-measure rhythm. The notation is on a four-line staff. The first measure contains four eighth notes on the top line, each with a vertical line above it. The second measure contains a 'Rim Click' (a black circle with a white center) on the second line, with a vertical line above it. The third measure contains two eighth notes on the second line, each with a vertical line above it. The fourth measure contains two eighth notes on the second line, each with a vertical line above it. The bottom line of the staff has two asterisks on the second and fourth measures, indicating a specific drum part.

Nr. 31

1 + 2 + 3 + 4 +

Musical notation for Nr. 31, a 4-measure rhythm. The notation is on a four-line staff. The first measure contains four eighth notes on the top line, each with a vertical line above it. The second measure contains a 'Rim Click' (a black circle with a white center) on the second line, with a vertical line above it. The third measure contains two eighth notes on the second line, each with a vertical line above it. The fourth measure contains two eighth notes on the second line, each with a vertical line above it. The bottom line of the staff has two asterisks on the second and fourth measures, indicating a specific drum part.

Nr. 32

1 + 2 + 3 + 4 +

Musical notation for Nr. 32, a 4-measure rhythm. The notation is on a four-line staff. The first measure contains four eighth notes on the top line, each with a vertical line above it. The second measure contains a 'Rim Click' (a black circle with a white center) on the second line, with a vertical line above it. The third measure contains two eighth notes on the second line, each with a vertical line above it. The fourth measure contains two eighth notes on the second line, each with a vertical line above it. The bottom line of the staff has two asterisks on the second and fourth measures, indicating a specific drum part.