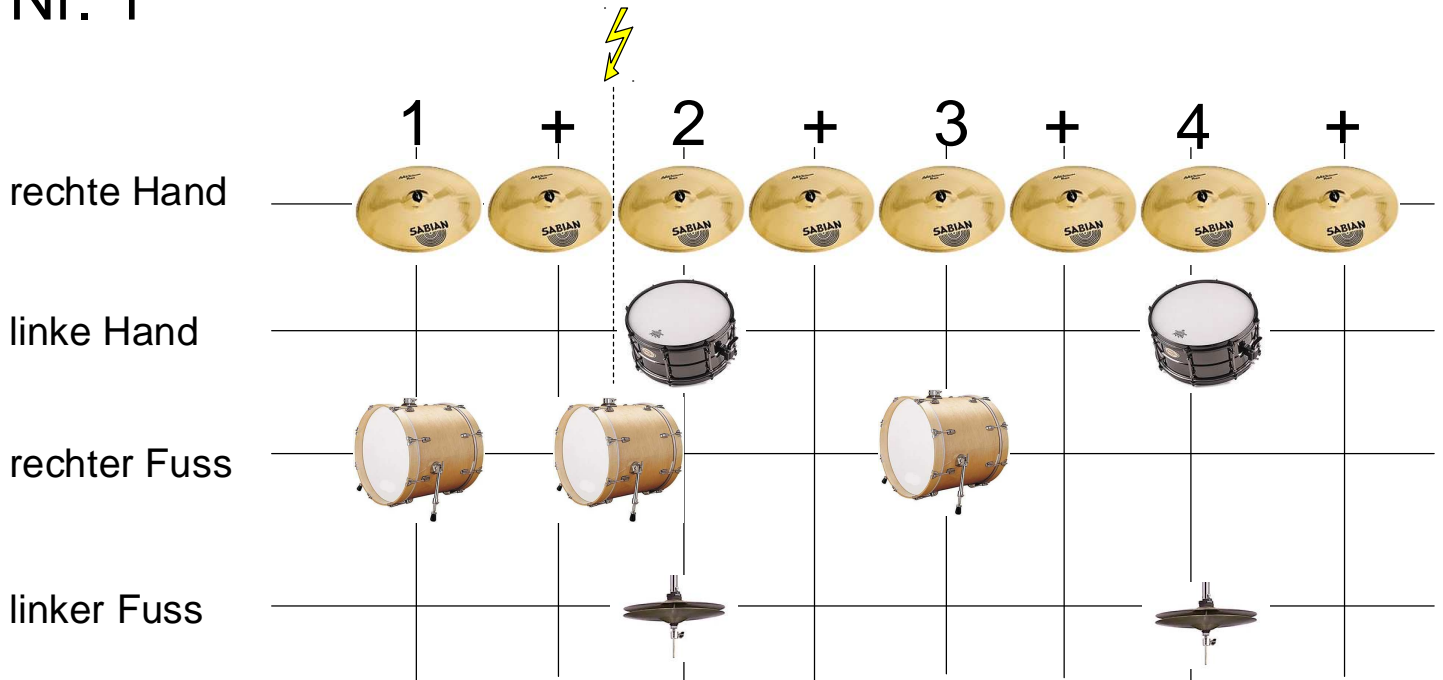
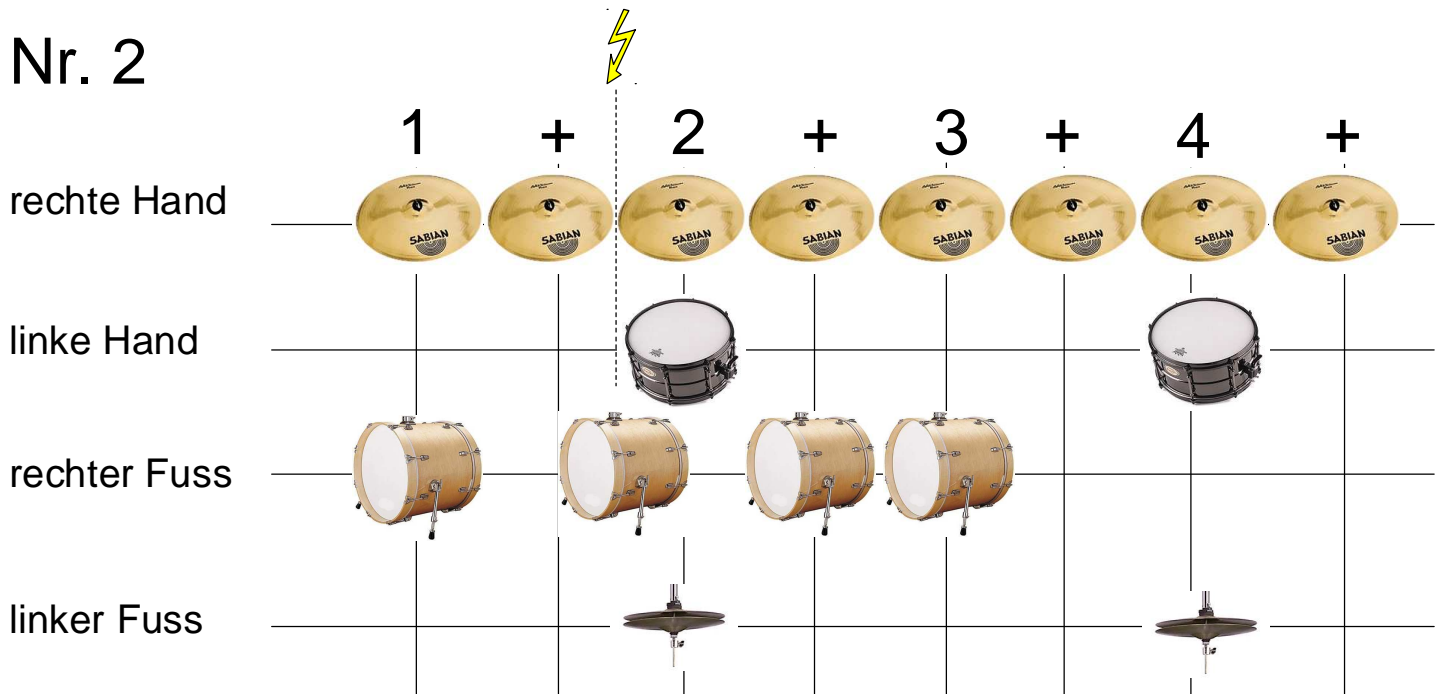


Rock Rhythmen 1a

Nr. 1



Nr. 2



Rock Rhythmen 1a

Nr. 3

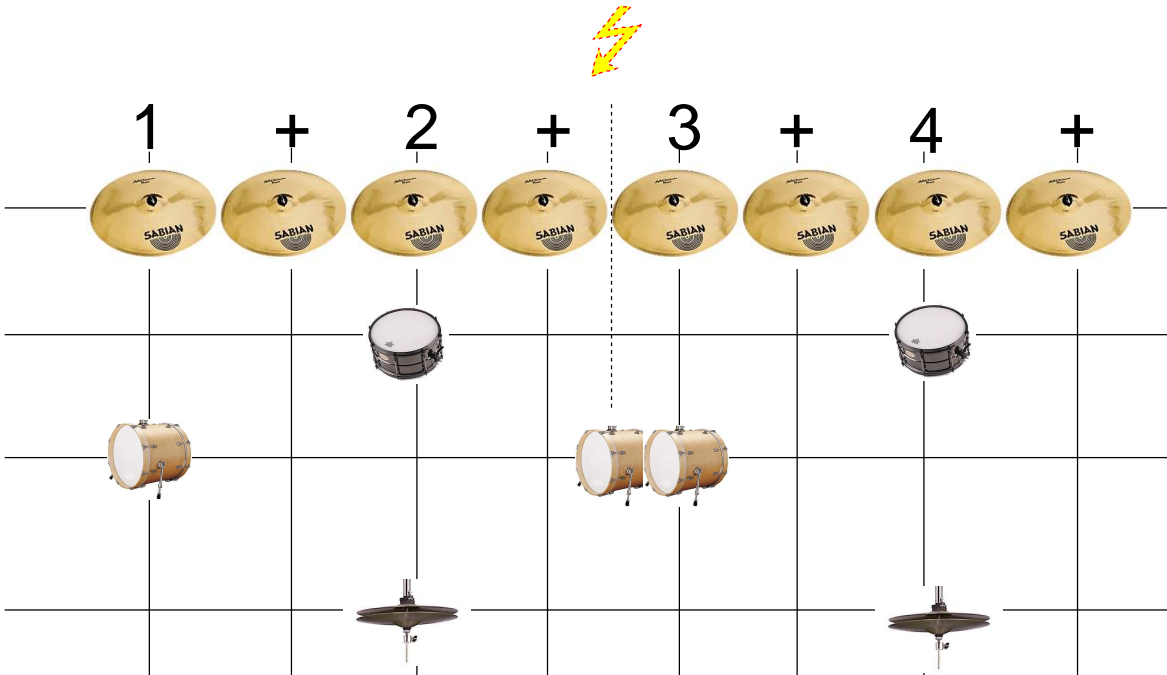
Drum notation for Nr. 3. The notation is organized into four rows: rechte Hand (right hand), linke Hand (left hand), rechter Fuss (right foot), and linker Fuss (left foot). The top row shows a sequence of Sabian cymbals with numbers 1, 2, 3, 4 and plus signs (+) indicating the timing of the right hand. A yellow lightning bolt symbol is positioned above the first plus sign. The second row shows a snare drum with hits on the second and fourth beats. The third row shows a bass drum with hits on the first, second, third, and fourth beats. The fourth row shows a hi-hat with hits on the second and fourth beats.

Nr. 4

Drum notation for Nr. 4. The notation is organized into four rows: rechte Hand (right hand), linke Hand (left hand), rechter Fuss (right foot), and linker Fuss (left foot). The top row shows a sequence of Sabian cymbals with numbers 1, 2, 3, 4 and plus signs (+) indicating the timing of the right hand. Two yellow lightning bolt symbols are positioned above the first and third plus signs. The second row shows a snare drum with hits on the second and fourth beats. The third row shows a bass drum with hits on the first, second, and third beats, and a double bass drum hit on the fourth beat. The fourth row shows a hi-hat with hits on the second and fourth beats.

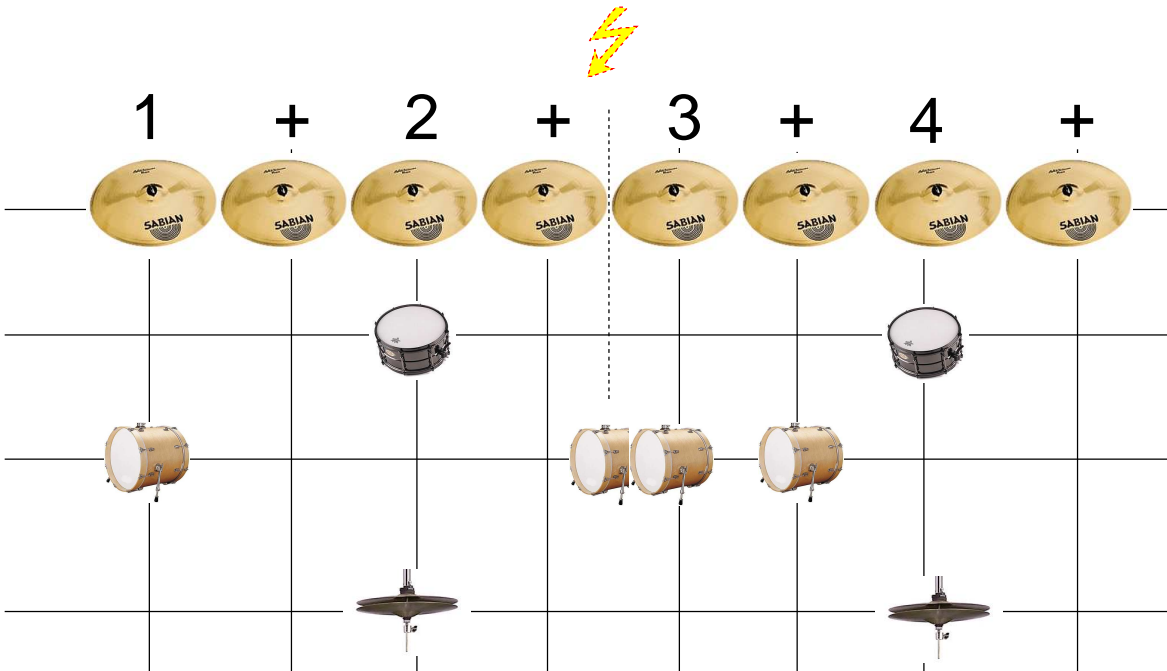
Rock Rhythmen1a

Nr.5



Drum notation for Nr.5. The notation is organized into four rows: rechte Hand (right hand), linke Hand (left hand), rechter Fuss (right foot), and linker Fuss (left foot). The top row shows a sequence of eight Sabian cymbals, with numbers 1, 2, 3, and 4 above them, and plus signs (+) between them. A yellow lightning bolt icon is positioned above the third cymbal. A vertical dashed line is placed between the second and third cymbals. The second row shows two snare drums, one under the second cymbal and one under the fourth. The third row shows two bass drums, one under the first cymbal and two under the third. The fourth row shows two hi-hats, one under the second cymbal and one under the fourth.

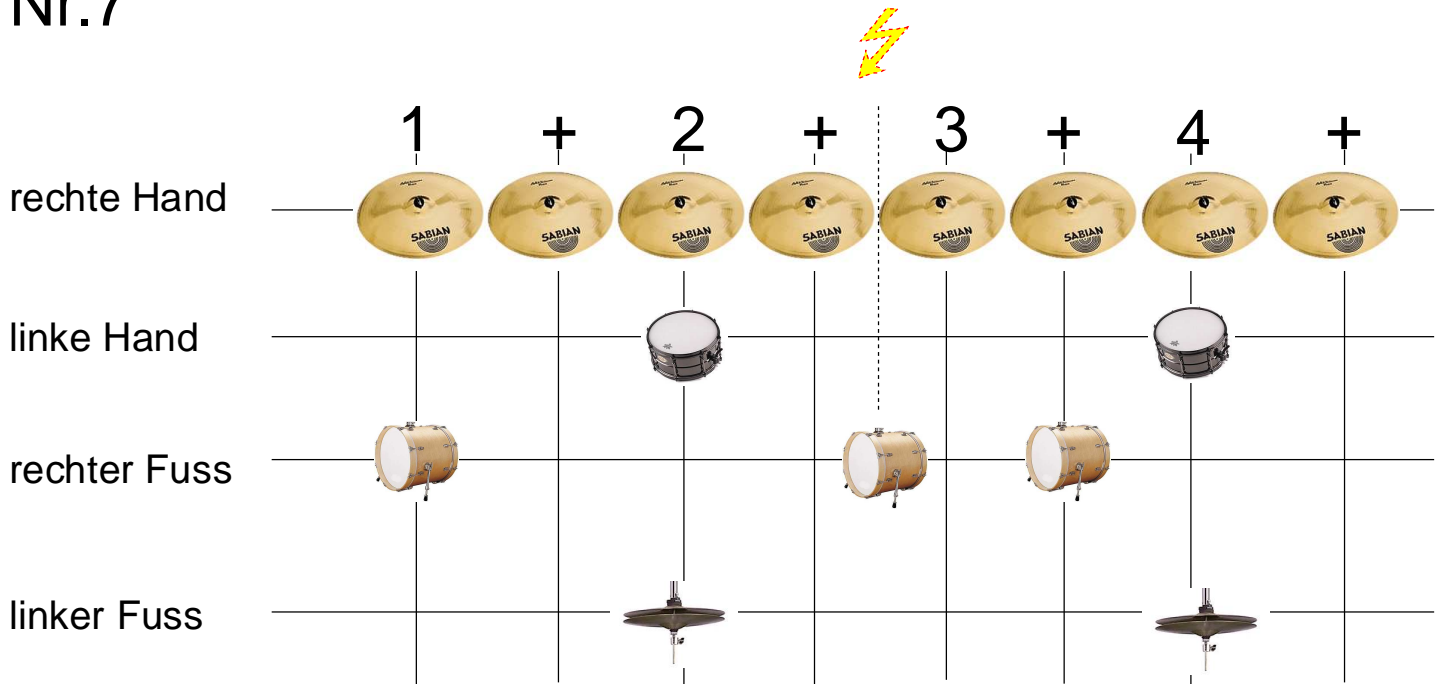
Nr.6



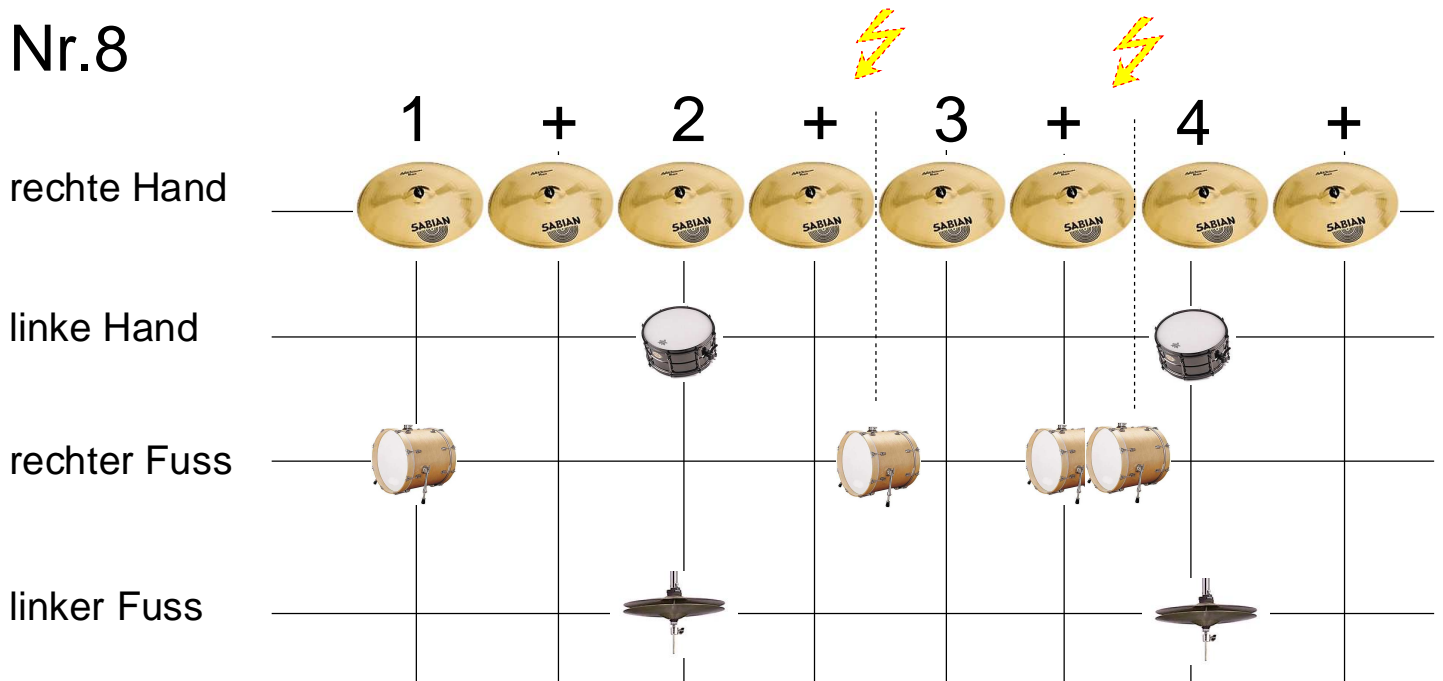
Drum notation for Nr.6. The notation is organized into four rows: rechte Hand (right hand), linke Hand (left hand), rechter Fuss (right foot), and linker Fuss (left foot). The top row shows a sequence of eight Sabian cymbals, with numbers 1, 2, 3, and 4 above them, and plus signs (+) between them. A yellow lightning bolt icon is positioned above the third cymbal. A vertical dashed line is placed between the second and third cymbals. The second row shows two snare drums, one under the second cymbal and one under the fourth. The third row shows two bass drums, one under the first cymbal and two under the third. The fourth row shows two hi-hats, one under the second cymbal and one under the fourth.

Rock Rhythmen 1a

Nr.7



Nr.8



Rock Rhythmen 1a

Nr. 9

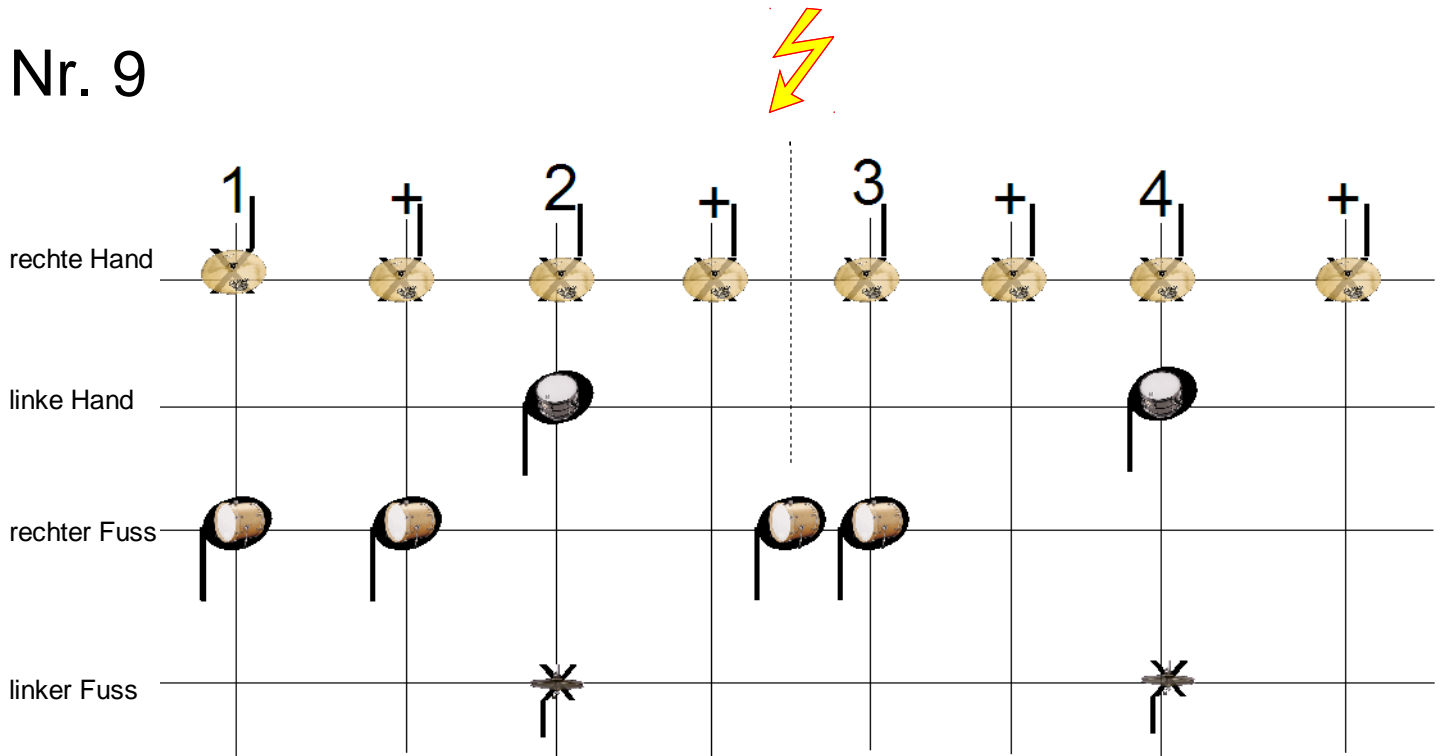


Diagram for Nr. 9 showing a 4-beat rhythm pattern across four staves: rechte Hand, linke Hand, rechter Fuss, and linker Fuss. A yellow lightning bolt icon is positioned above the 3rd beat, with a vertical dashed line extending down to the 3rd beat of the rechte Hand staff.

Beat	1	+	2	+	3	+	4	+
rechte Hand	1	+	2	+	3	+	4	+
linke Hand			●				●	
rechter Fuss	●	●			●	●		
linker Fuss			*				*	

Nr. 10

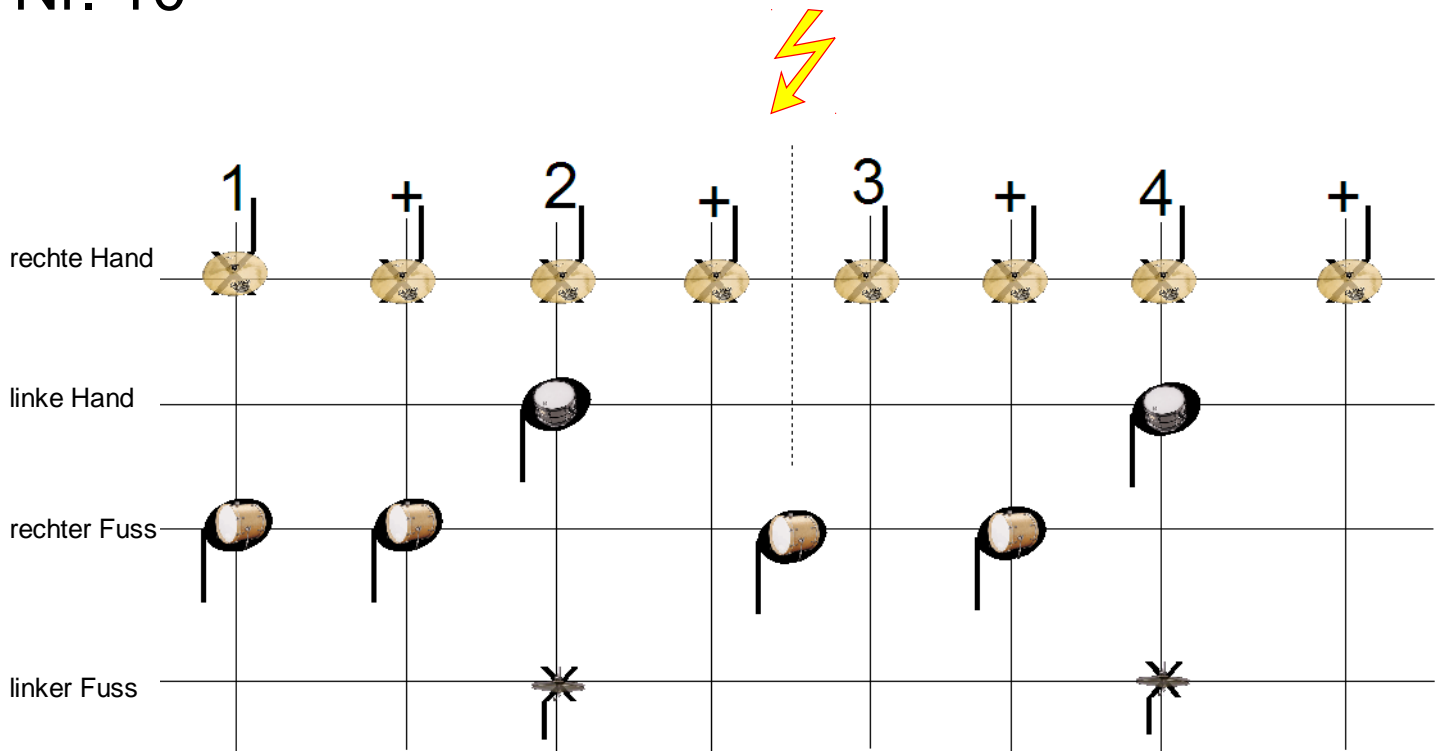


Diagram for Nr. 10 showing a 4-beat rhythm pattern across four staves: rechte Hand, linke Hand, rechter Fuss, and linker Fuss. A yellow lightning bolt icon is positioned above the 3rd beat, with a vertical dashed line extending down to the 3rd beat of the rechte Hand staff.

Beat	1	+	2	+	3	+	4	+
rechte Hand	1	+	2	+	3	+	4	+
linke Hand			●				●	
rechter Fuss	●	●			●	●		
linker Fuss			*				*	

Rock Rhythmen 1a

Nr. 11

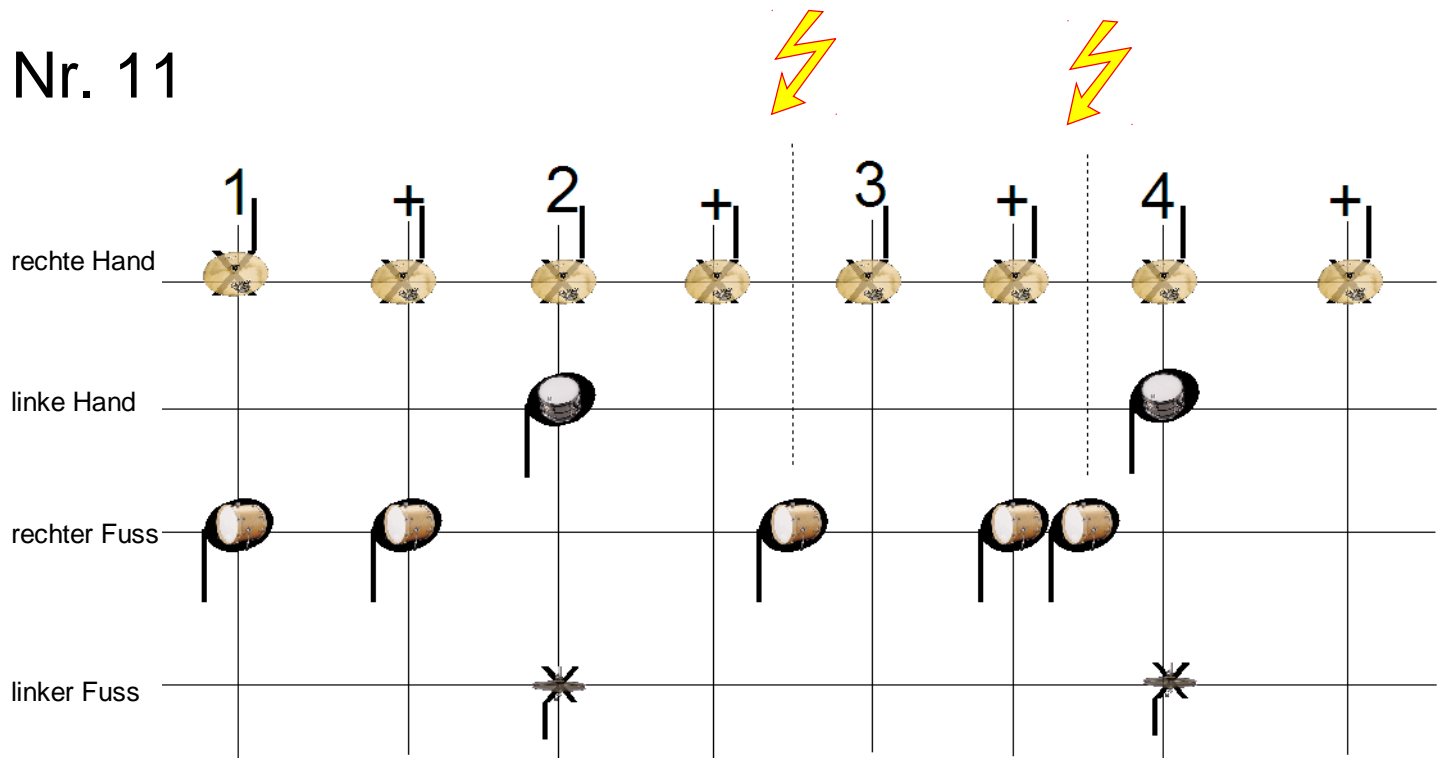


Diagram for Nr. 11 showing a 4-beat rhythm across four staves: rechte Hand, linke Hand, rechter Fuss, and linker Fuss. The right hand plays a steady quarter-note pattern (1, +, 2, +, 3, +, 4, +). The left hand plays a pattern of quarter notes (2, 4). The right foot plays a pattern of quarter notes (1, 2, 3, 4). The left foot plays a pattern of quarter notes (2, 4). Yellow lightning bolts are placed above the 3rd and 4th beats. Vertical dashed lines connect the 3rd and 4th beats across all staves.

Nr. 12

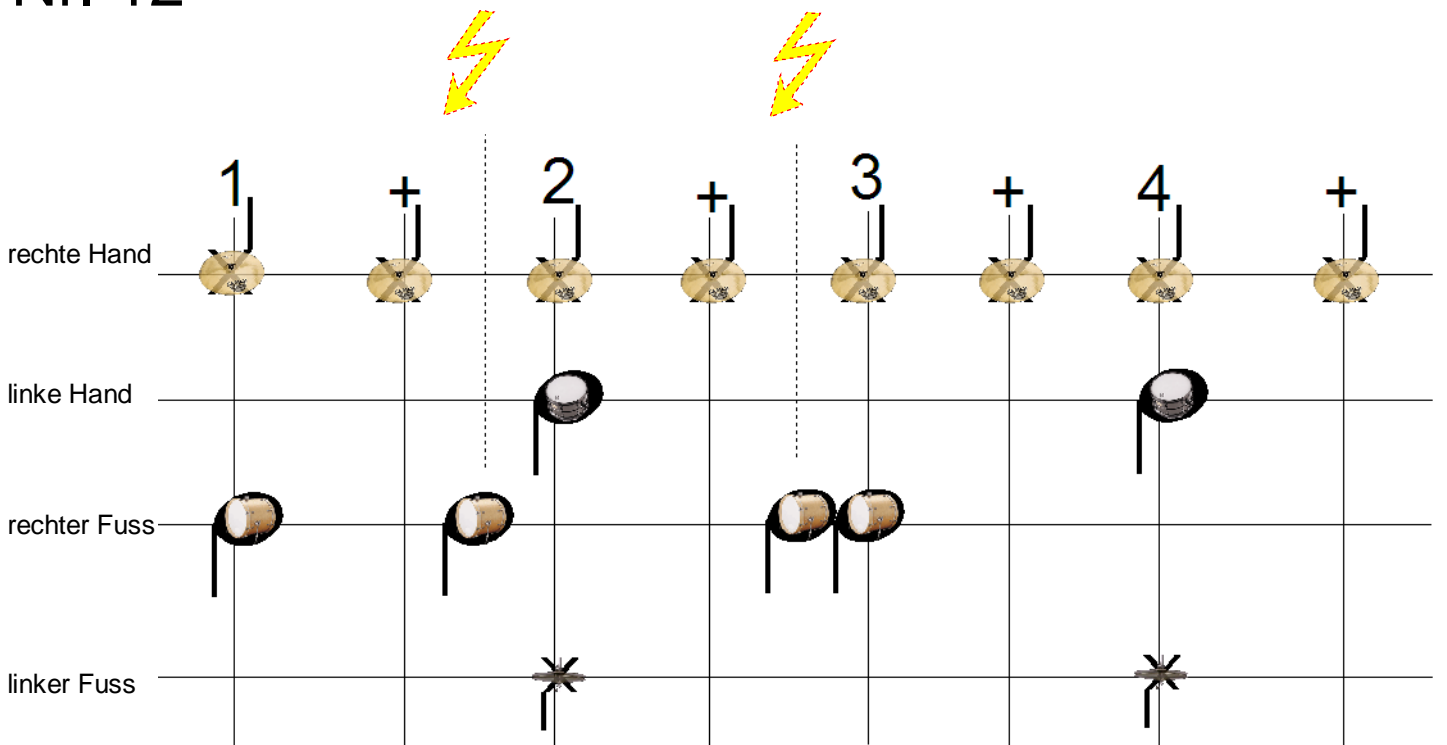


Diagram for Nr. 12 showing a 4-beat rhythm across four staves: rechte Hand, linke Hand, rechter Fuss, and linker Fuss. The right hand plays a steady quarter-note pattern (1, +, 2, +, 3, +, 4, +). The left hand plays a pattern of quarter notes (2, 4). The right foot plays a pattern of quarter notes (1, 2, 3, 4). The left foot plays a pattern of quarter notes (2, 4). Yellow lightning bolts are placed above the 2nd and 3rd beats. Vertical dashed lines connect the 2nd and 3rd beats across all staves.

Rock Rhythmen 1a

Nr. 13

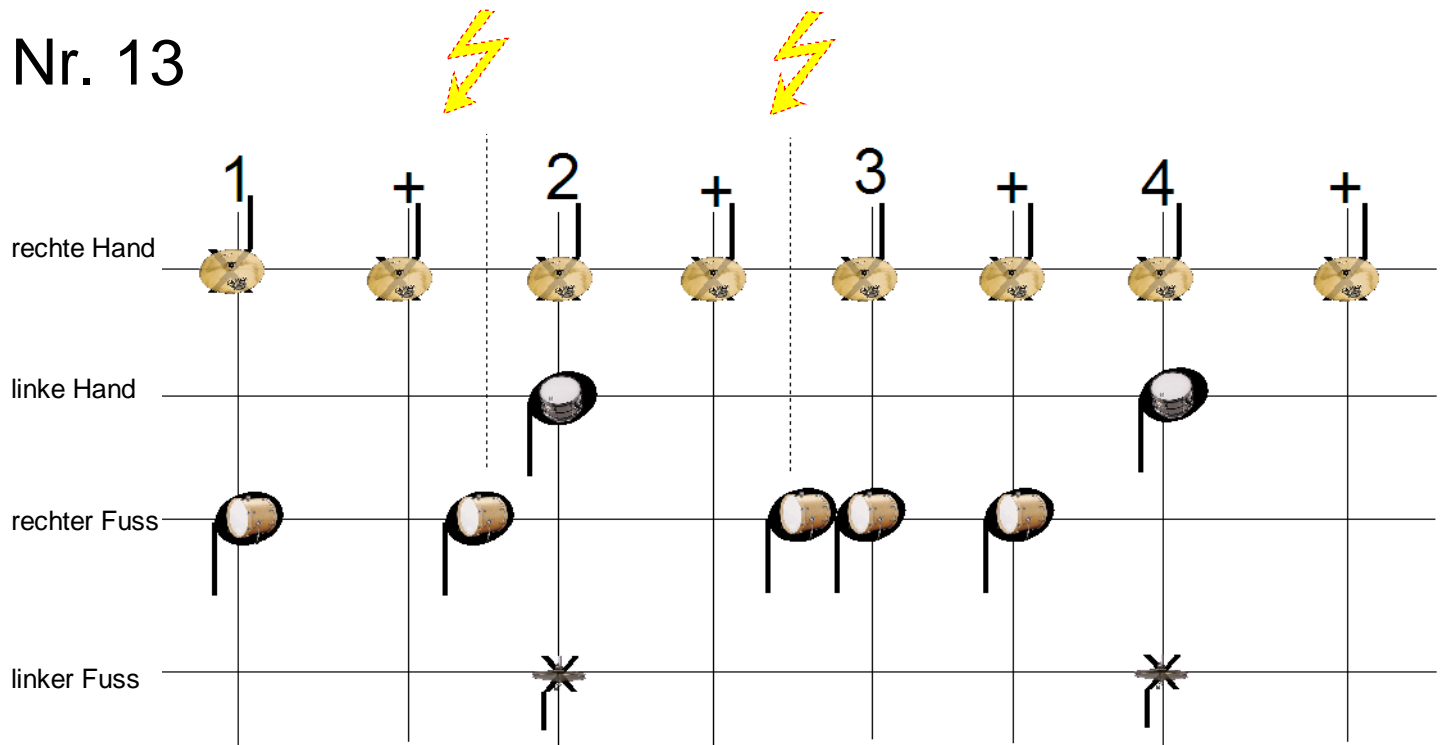


Diagram for Nr. 13 showing a 4/4 rock rhythm. The notation is organized into four staves: rechte Hand (right hand), linke Hand (left hand), rechter Fuss (right foot), and linker Fuss (left foot). The right hand plays a steady quarter-note pattern: 1, +, 2, +, 3, +, 4, +. The left hand plays a backbeat pattern: 2, 4. The right foot plays a pattern: 1, 2, 3, 4. The left foot plays a pattern: 2, 4. Two yellow lightning bolts are positioned above the first and second measures, indicating accents. Vertical dashed lines separate the measures.

Nr. 14

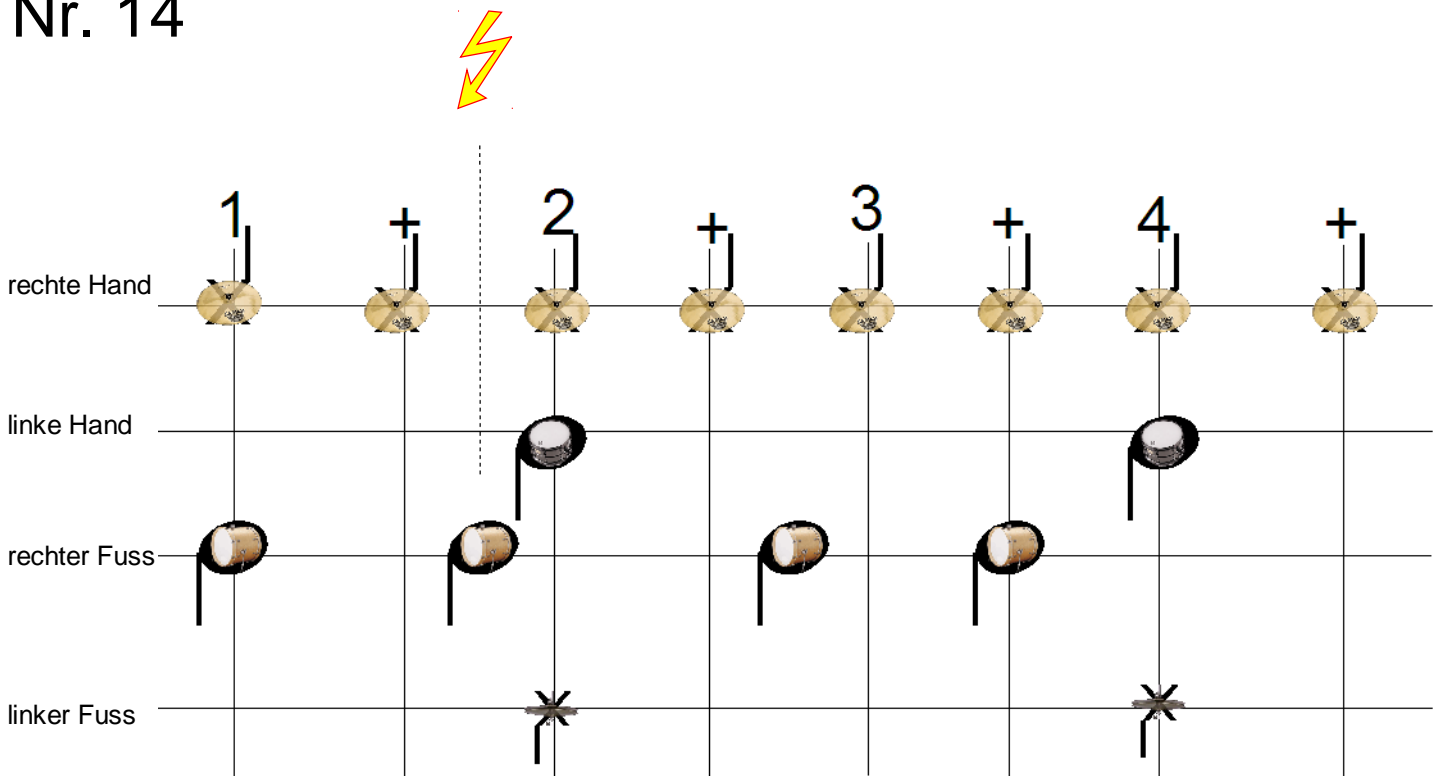


Diagram for Nr. 14 showing a 4/4 rock rhythm. The notation is organized into four staves: rechte Hand (right hand), linke Hand (left hand), rechter Fuss (right foot), and linker Fuss (left foot). The right hand plays a steady quarter-note pattern: 1, +, 2, +, 3, +, 4, +. The left hand plays a backbeat pattern: 2, 4. The right foot plays a pattern: 1, 2, 3, 4. The left foot plays a pattern: 2, 4. A yellow lightning bolt is positioned above the first measure, indicating an accent. Vertical dashed lines separate the measures.

Rock Rhythmen 1a

Nr. 15

Diagram for Nr. 15 showing a 4-beat rhythm pattern across four staves: rechte Hand, linke Hand, rechter Fuss, and linker Fuss. The pattern is as follows:

- rechte Hand:** Beat 1: downstroke; Beat 2: '+'; Beat 3: downstroke; Beat 4: '+'.
- linke Hand:** Beat 1: rest; Beat 2: downstroke; Beat 3: rest; Beat 4: downstroke.
- rechter Fuss:** Beat 1: downstroke; Beat 2: downstroke; Beat 3: downstroke; Beat 4: two downstrokes.
- linker Fuss:** Beat 1: rest; Beat 2: asterisk; Beat 3: rest; Beat 4: asterisk.

Yellow lightning bolts are positioned above the second, third, and fourth beats, with dotted lines connecting them to the '+' symbols in the right hand.

Nr. 16

Diagram for Nr. 16 showing a 4-beat rhythm pattern across four staves: rechte Hand, linke Hand, rechter Fuss, and linker Fuss. The pattern is as follows:

- rechte Hand:** Beat 1: downstroke; Beat 2: '+'; Beat 3: downstroke; Beat 4: '+'.
- linke Hand:** Beat 1: rest; Beat 2: downstroke; Beat 3: rest; Beat 4: downstroke.
- rechter Fuss:** Beat 1: downstroke; Beat 2: downstroke; Beat 3: two downstrokes; Beat 4: two downstrokes.
- linker Fuss:** Beat 1: rest; Beat 2: asterisk; Beat 3: rest; Beat 4: asterisk.

Yellow lightning bolts are positioned above the second, third, and fourth beats, with dotted lines connecting them to the '+' symbols in the right hand.

Rock Rhythmen 1a

Nr. 17

rechte Hand

linke Hand

rechter Fuss

linker Fuss

1 + 2 + 3 + 4 +

Detailed description: This diagram illustrates a 4/4 rock rhythm pattern. It consists of four staves: 'rechte Hand' (right hand), 'linke Hand' (left hand), 'rechter Fuss' (right foot), and 'linker Fuss' (left foot). The rhythm is marked with numbers 1, 2, 3, and 4, and plus signs (+) indicating the off-beats. The right hand plays a steady quarter-note pattern on every beat. The left hand plays a backbeat pattern, striking on the second and fourth beats. The right foot plays a steady quarter-note pattern on every beat, while the left foot remains silent.

Nr. 18

rechte Hand

linke Hand

rechter Fuss

linker Fuss

1 + 2 + 3 + 4 +

Detailed description: This diagram illustrates a 4/4 rock rhythm pattern, identical to Nr. 17. It consists of four staves: 'rechte Hand' (right hand), 'linke Hand' (left hand), 'rechter Fuss' (right foot), and 'linker Fuss' (left foot). The rhythm is marked with numbers 1, 2, 3, and 4, and plus signs (+) indicating the off-beats. The right hand plays a steady quarter-note pattern on every beat. The left hand plays a backbeat pattern, striking on the second and fourth beats. The right foot plays a steady quarter-note pattern on every beat, while the left foot remains silent.

Rock Rhythmen 1a

Nr. 19

rechte Hand

linke Hand

rechter Fuss

linker Fuss

1 + 2 + 3 + 4 +

Detailed description: This diagram shows a 4/4 rock rhythm pattern for exercise Nr. 19. It is organized into four horizontal staves: 'rechte Hand' (right hand), 'linke Hand' (left hand), 'rechter Fuss' (right foot), and 'linker Fuss' (left foot). The rhythm is divided into four measures. Measure 1: Right hand hits a cymbal on the first beat (marked '1'); right foot hits a snare drum on the first beat. Measure 2: Right hand hits a cymbal on the second beat (marked '+'); left hand hits a snare drum on the second beat. Measure 3: Right hand hits a cymbal on the third beat (marked '3'); right foot hits a snare drum on the third beat. Measure 4: Right hand hits a cymbal on the fourth beat (marked '4'); left hand hits a snare drum on the fourth beat. The left foot staff is empty throughout the exercise.

Nr. 20

rechte Hand

linke Hand

rechter Fuss

linker Fuss

1 + 2 + 3 + 4 +

Detailed description: This diagram shows a 4/4 rock rhythm pattern for exercise Nr. 20. It is organized into four horizontal staves: 'rechte Hand' (right hand), 'linke Hand', 'rechter Fuss' (right foot), and 'linker Fuss' (left foot). The rhythm is divided into four measures. Measure 1: Right hand hits a cymbal on the first beat (marked '1'); right foot hits a snare drum on the first beat. Measure 2: Right hand hits a cymbal on the second beat (marked '+'); right foot hits a snare drum on the second beat. Measure 3: Right hand hits a cymbal on the third beat (marked '3'); right foot hits a snare drum on the third beat. Measure 4: Right hand hits a cymbal on the fourth beat (marked '4'); left hand hits a snare drum on the fourth beat. The left foot staff is empty throughout the exercise.

Rock Rhythmen 1a

Nr. 21

Diagram illustrating the rhythmic pattern for Nr. 21, showing four staves: rechte Hand, linke Hand, rechter Fuss, and linker Fuss. The pattern is divided into four measures, each starting with a downbeat (1, 2, 3, 4) and followed by an upbeat (+).

rechte Hand: Downbeats on measures 1, 2, 3, and 4. Upbeats on measures 2, 3, and 4.

linke Hand: Downbeats on measures 2 and 4.

rechter Fuss: Downbeats on measures 1, 2, and 3. A pair of downbeats on measures 3 and 4.

linker Fuss: No activity.

Nr. 22

Diagram illustrating the rhythmic pattern for Nr. 22, showing four staves: rechte Hand, linke Hand, rechter Fuss, and linker Fuss. The pattern is divided into four measures, each starting with a downbeat (1, 2, 3, 4) and followed by an upbeat (+).

rechte Hand: Downbeats on measures 1, 2, 3, and 4. Upbeats on measures 2, 3, and 4.

linke Hand: Downbeats on measures 2 and 4.

rechter Fuss: Downbeats on measures 1, 2, and 3. A pair of downbeats on measures 3 and 4.

linker Fuss: No activity.

Rock Rhythmen 1a

Nr. 23

rechte Hand

linke Hand

rechter Fuss

linker Fuss

1 + 2 + 3 + 4 +

Detailed description: This diagram shows a four-staff musical notation for a drum set. The top staff, labeled 'rechte Hand', contains a sequence of eight notes: a quarter note on beat 1, a plus sign on the backbeat, a quarter note on beat 2, a plus sign on the backbeat, a quarter note on beat 3, a plus sign on the backbeat, a quarter note on beat 4, and a plus sign on the backbeat. The second staff, 'linke Hand', shows a bass drum hit on the first half of beat 2 and another on the first half of beat 4. The third staff, 'rechter Fuss', shows a snare drum hit on the first half of each beat. The fourth staff, 'linker Fuss', is empty.

Nr. 24

rechte Hand

linke Hand

rechter Fuss

linker Fuss

1 + 2 + 3 + 4 +

Detailed description: This diagram shows a four-staff musical notation for a drum set, identical in structure to Nr. 23. The top staff, 'rechte Hand', contains a sequence of eight notes: a quarter note on beat 1, a plus sign on the backbeat, a quarter note on beat 2, a plus sign on the backbeat, a quarter note on beat 3, a plus sign on the backbeat, a quarter note on beat 4, and a plus sign on the backbeat. The second staff, 'linke Hand', shows a bass drum hit on the first half of beat 2 and another on the first half of beat 4. The third staff, 'rechter Fuss', shows a snare drum hit on the first half of each beat. The fourth staff, 'linker Fuss', is empty.

Rock Rhythmen 1a

Nr. 25

rechte Hand

linke Hand

rechter Fuss

linker Fuss

1 + 2 + 3 + 4 +

Detailed description: This diagram illustrates a 4/4 rock rhythm. The right hand (rechte Hand) plays a series of quarter notes on a staff, with each note marked by a vertical line and a downward-pointing arrow. Above the notes are the numbers 1, 2, 3, and 4, and above the rests are plus signs (+). The left hand (linke Hand) plays a bass line consisting of quarter notes on a staff, with notes marked by a vertical line and a downward-pointing arrow. The right foot (rechter Fuss) plays a series of quarter notes on a staff, with notes marked by a vertical line and a downward-pointing arrow. The left foot (linker Fuss) is shown as a horizontal line with no notes, indicating it is not played.

Nr. 26

rechte Hand

linke Hand

rechter Fuss

linker Fuss

1 + 2 + 3 + 4 +

Detailed description: This diagram illustrates a 4/4 rock rhythm. The right hand (rechte Hand) plays a series of quarter notes on a staff, with each note marked by a vertical line and a downward-pointing arrow. Above the notes are the numbers 1, 2, 3, and 4, and above the rests are plus signs (+). The left hand (linke Hand) plays a bass line consisting of quarter notes on a staff, with notes marked by a vertical line and a downward-pointing arrow. The right foot (rechter Fuss) plays a series of quarter notes on a staff, with notes marked by a vertical line and a downward-pointing arrow. The left foot (linker Fuss) is shown as a horizontal line with no notes, indicating it is not played.

Rock Rhythmen 1a

Nr. 27

Diagram illustrating the rhythmic pattern for Nr. 27, showing four staves: rechte Hand, linke Hand, rechter Fuss, and linker Fuss. The pattern is divided into four measures, each starting with a number (1, 2, 3, 4) and a plus sign (+).

- rechte Hand:** Shows a sequence of eighth notes with stems pointing down, marked with numbers 1, 2, 3, 4 and plus signs (+).
- linke Hand:** Shows a sequence of eighth notes with stems pointing down, marked with numbers 2 and 4.
- rechter Fuss:** Shows a sequence of eighth notes with stems pointing down, marked with numbers 1, 2, 3, 4.
- linker Fuss:** Shows a sequence of eighth notes with stems pointing down, marked with numbers 1, 2, 3, 4.

Nr. 28

Diagram illustrating the rhythmic pattern for Nr. 28, showing four staves: rechte Hand, linke Hand, rechter Fuss, and linker Fuss. The pattern is divided into four measures, each starting with a number (1, 2, 3, 4) and a plus sign (+).

- rechte Hand:** Shows a sequence of eighth notes with stems pointing down, marked with numbers 1, 2, 3, 4 and plus signs (+).
- linke Hand:** Shows a sequence of eighth notes with stems pointing down, marked with numbers 2 and 4.
- rechter Fuss:** Shows a sequence of eighth notes with stems pointing down, marked with numbers 1, 2, 3, 4.
- linker Fuss:** Shows a sequence of eighth notes with stems pointing down, marked with numbers 1, 2, 3, 4.

Rock Rhythmen 1a

Nr. 29

rechte Hand

linke Hand

rechter Fuss

linker Fuss

1 + 2 + 3 + 4 +

Detailed description: This diagram shows a four-staff musical notation for a rock rhythm. The top staff, labeled 'rechte Hand', contains a sequence of eight notes: a quarter note with a '1' above it, a quarter rest with a '+' above it, a quarter note with a '2' above it, a quarter rest with a '+' above it, a quarter note with a '3' above it, a quarter rest with a '+' above it, a quarter note with a '4' above it, and a quarter rest with a '+' above it. The second staff, 'linke Hand', shows a single eighth note on the second beat and another eighth note on the fourth beat. The third staff, 'rechter Fuss', shows two eighth notes on the first beat, two eighth notes on the third beat, and one eighth note on the fifth beat. The bottom staff, 'linker Fuss', is empty.

Nr. 30

rechte Hand

linke Hand

rechter Fuss

linker Fuss

1 + 2 + 3 + 4 +

Detailed description: This diagram shows a four-staff musical notation for a rock rhythm. The top staff, labeled 'rechte Hand', contains a sequence of eight notes: a quarter note with a '1' above it, a quarter rest with a '+' above it, a quarter note with a '2' above it, a quarter rest with a '+' above it, a quarter note with a '3' above it, a quarter rest with a '+' above it, a quarter note with a '4' above it, and a quarter rest with a '+' above it. The second staff, 'linke Hand', shows a single eighth note on the second beat and another eighth note on the fourth beat. The third staff, 'rechter Fuss', shows two eighth notes on the first beat, two eighth notes on the third beat, and one eighth note on the fifth beat. The bottom staff, 'linker Fuss', is empty.

Rock Rhythmen 1a

Nr. 31

Diagram illustrating the rhythmic pattern for Nr. 31, showing four staves: rechte Hand, linke Hand, rechter Fuss, and linker Fuss. The pattern is marked with numbers 1, 2, 3, 4 and plus signs (+) above the right hand staff, indicating the timing of the right hand strikes. The right hand strikes are represented by a drum head icon with a vertical line and a downward arrow. The left hand strikes are represented by a drum head icon with a vertical line and a downward arrow. The right foot strikes are represented by a drum head icon with a vertical line and a downward arrow. The left foot strikes are represented by a drum head icon with a vertical line and a downward arrow.

Nr.32

Diagram illustrating the rhythmic pattern for Nr. 32, showing four staves: rechte Hand, linke Hand, rechter Fuss, and linker Fuss. The pattern is marked with numbers 1, 2, 3, 4 and plus signs (+) above the right hand staff, indicating the timing of the right hand strikes. The right hand strikes are represented by a drum head icon with a vertical line and a downward arrow. The left hand strikes are represented by a drum head icon with a vertical line and a downward arrow. The right foot strikes are represented by a drum head icon with a vertical line and a downward arrow. The left foot strikes are represented by a drum head icon with a vertical line and a downward arrow.

Rock Rhythmen 1a

Nr. 33

rechte Hand

linke Hand

rechter Fuss

linker Fuss

1 + 2 + 3 + 4 +

Detailed description: This diagram shows a four-staff musical notation for a rock rhythm exercise. The top staff, labeled 'rechte Hand', contains a sequence of eight notes: a quarter note on beat 1, a quarter rest on beat 2, a quarter note on beat 3, a quarter rest on beat 4, a quarter note on beat 5, a quarter rest on beat 6, a quarter note on beat 7, and a quarter rest on beat 8. Above the notes are the numbers 1, 2, 3, and 4, each with a plus sign (+) indicating the start of a measure. The second staff, 'linke Hand', shows a quarter note on beat 2 and a quarter note on beat 7. The third staff, 'rechter Fuss', shows two eighth notes on beat 1, a quarter note on beat 2, two eighth notes on beat 3, and a quarter note on beat 4. The bottom staff, 'linker Fuss', is empty.

Nr.34

rechte Hand

linke Hand

rechter Fuss

linker Fuss

1 + 2 + 3 + 4 +

Detailed description: This diagram shows a four-staff musical notation for a rock rhythm exercise. The top staff, labeled 'rechte Hand', contains a sequence of eight notes: a quarter note on beat 1, a quarter rest on beat 2, a quarter note on beat 3, a quarter rest on beat 4, a quarter note on beat 5, a quarter rest on beat 6, a quarter note on beat 7, and a quarter rest on beat 8. Above the notes are the numbers 1, 2, 3, and 4, each with a plus sign (+) indicating the start of a measure. The second staff, 'linke Hand', shows a quarter note on beat 2 and a quarter note on beat 7. The third staff, 'rechter Fuss', shows two eighth notes on beat 1, a quarter note on beat 2, a quarter note on beat 3, and a quarter note on beat 4. The bottom staff, 'linker Fuss', is empty.

Rock Rhythmen 1a

Nr. 35

Diagram illustrating the rhythmic pattern for Nr. 35, showing four staves: rechte Hand, linke Hand, rechter Fuss, and linker Fuss. The pattern is marked with 1, 2, 3, 4 and + signs above the right hand staff.

The notation shows the following sequence of beats:

- 1: rechte Hand (down), linker Fuss (down)
- + : rechte Hand (up)
- 2: rechte Hand (down), linke Hand (down), linker Fuss (down)
- + : rechte Hand (up)
- 3: rechte Hand (down), linker Fuss (down)
- + : rechte Hand (up)
- 4: rechte Hand (down), linke Hand (down), linker Fuss (down)
- + : rechte Hand (up)

Nr.36

Diagram illustrating the rhythmic pattern for Nr. 36, showing four staves: rechte Hand, linke Hand, rechter Fuss, and linker Fuss. The pattern is marked with 1, 2, 3, 4 and + signs above the right hand staff.

The notation shows the following sequence of beats:

- 1: rechte Hand (down), linker Fuss (down)
- + : rechte Hand (up)
- 2: rechte Hand (down), linke Hand (down), linker Fuss (down)
- + : rechte Hand (up)
- 3: rechte Hand (down), linker Fuss (down)
- + : rechte Hand (up)
- 4: rechte Hand (down), linke Hand (down), linker Fuss (down)
- + : rechte Hand (up)

Rock Rhythmen 1a

Nr. 37

Diagram illustrating the rhythmic pattern for Nr. 37, showing four staves: rechte Hand, linke Hand, rechter Fuss, and linker Fuss. The pattern is marked with numbers 1, 2, 3, 4 and plus signs (+) above the right hand staff, indicating the timing of the right hand strikes. The right hand strikes are marked with a downward arrow and a plus sign. The left hand strikes are marked with a downward arrow and a plus sign. The right foot strikes are marked with a downward arrow and a plus sign. The left foot strikes are marked with a downward arrow and a plus sign.

Nr. 38

Diagram illustrating the rhythmic pattern for Nr. 38, showing four staves: rechte Hand, linke Hand, rechter Fuss, and linker Fuss. The pattern is marked with numbers 1, 2, 3, 4 and plus signs (+) above the right hand staff, indicating the timing of the right hand strikes. The right hand strikes are marked with a downward arrow and a plus sign. The left hand strikes are marked with a downward arrow and a plus sign. The right foot strikes are marked with a downward arrow and a plus sign. The left foot strikes are marked with a downward arrow and a plus sign.

Rock Rhythmen 1a

Nr. 39

rechte Hand

linke Hand

rechter Fuss

linker Fuss

1 + 2 + 3 + 4 +

Detailed description: This diagram shows a four-stroke rock rhythm pattern. The right hand (rechte Hand) plays a sequence of quarter notes on beats 1, 2, 3, and 4, with a '+' sign above each stroke. The left hand (linke Hand) plays a single quarter note on beat 2 and another on beat 4. The right foot (rechter Fuss) plays a pair of eighth notes on beat 1, a quarter note on beat 2, a quarter note on beat 3, and a pair of eighth notes on beat 4. The left foot (linker Fuss) is not active in this pattern.

Nr. 40

rechte Hand

linke Hand

rechter Fuss

linker Fuss

1 + 2 + 3 + 4 +

Detailed description: This diagram shows a four-stroke rock rhythm pattern. The right hand (rechte Hand) plays a sequence of quarter notes on beats 1, 2, 3, and 4, with a '+' sign above each stroke. The left hand (linke Hand) plays a single quarter note on beat 2 and another on beat 4. The right foot (rechter Fuss) plays a pair of eighth notes on beat 1, a quarter note on beat 2, a quarter note on beat 3, and a pair of eighth notes on beat 4. The left foot (linker Fuss) is not active in this pattern.

Rock Rhythmen 1a

Nr. 41

Diagram illustrating the rhythmic pattern for Nr. 41, showing four measures (1, 2, 3, 4) across four staves: rechte Hand, linke Hand, rechter Fuss, and linker Fuss.

The notation uses drum icons and stems to represent beats. The right hand (rechte Hand) plays a consistent pattern of quarter notes with stems pointing down, marked with numbers 1, 2, 3, 4 and plus signs (+). The left hand (linke Hand) plays a pattern of quarter notes with stems pointing up, marked with numbers 2 and 4. The right foot (rechter Fuss) plays a pattern of quarter notes with stems pointing down, marked with numbers 1, 2, 3, 4. The left foot (linker Fuss) is empty.

Nr. 42

Diagram illustrating the rhythmic pattern for Nr. 42, showing four measures (1, 2, 3, 4) across four staves: rechte Hand, linke Hand, rechter Fuss, and linker Fuss.

The notation uses drum icons and stems to represent beats. The right hand (rechte Hand) plays a consistent pattern of quarter notes with stems pointing down, marked with numbers 1, 2, 3, 4 and plus signs (+). The left hand (linke Hand) plays a pattern of quarter notes with stems pointing up, marked with numbers 2 and 4. The right foot (rechter Fuss) plays a pattern of quarter notes with stems pointing down, marked with numbers 1, 2, 3, 4. The left foot (linker Fuss) is empty.

Rock Rhythmen 1a

Nr. 43

Diagram illustrating the rhythmic pattern for Nr. 43, showing four staves: rechte Hand, linke Hand, rechter Fuss, and linker Fuss. The pattern is marked with 1, 2, 3, 4 and plus signs (+) above the right hand staff, indicating the timing of the right hand strikes. The right hand strikes are marked with '1', '+', '2', '+', '3', '+', '4', '+'. The left hand strikes are marked with '2' and '4'. The right foot strikes are marked with '1', '2', '3', '4'. The left foot strikes are marked with '2' and '4'.

Nr. 44

Diagram illustrating the rhythmic pattern for Nr. 44, showing four staves: rechte Hand, linke Hand, rechter Fuss, and linker Fuss. The pattern is marked with 1, 2, 3, 4 and plus signs (+) above the right hand staff, indicating the timing of the right hand strikes. The right hand strikes are marked with '1', '+', '2', '+', '3', '+', '4', '+'. The left hand strikes are marked with '2' and '4'. The right foot strikes are marked with '1', '2', '3', '4'. The left foot strikes are marked with '2' and '4'.

Rock Rhythmen 1a

Nr. 45

rechte Hand

linke Hand

rechter Fuss

linker Fuss

1 + 2 + 3 + 4 +

Detailed description: This musical notation for exercise Nr. 45 is set on a four-staff grid. The top staff, labeled 'rechte Hand', shows a sequence of eight notes: a quarter note on beat 1, a plus sign on the first half of beat 2, a quarter note on beat 2, a plus sign on the first half of beat 3, a quarter note on beat 3, a plus sign on the first half of beat 4, a quarter note on beat 4, and a plus sign on the first half of beat 5. The second staff, 'linke Hand', has a quarter note on beat 2 and a quarter note on beat 4. The third staff, 'rechter Fuss', has two eighth notes on beat 1, two eighth notes on beat 2, and a quarter note on beat 4. The bottom staff, 'linker Fuss', is empty.

Nr. 46

rechte Hand

linke Hand

rechter Fuss

linker Fuss

1 + 2 + 3 + 4 +

Detailed description: This musical notation for exercise Nr. 46 is set on a four-staff grid. The top staff, labeled 'rechte Hand', shows a sequence of eight notes: a quarter note on beat 1, a plus sign on the first half of beat 2, a quarter note on beat 2, a plus sign on the first half of beat 3, a quarter note on beat 3, a plus sign on the first half of beat 4, a quarter note on beat 4, and a plus sign on the first half of beat 5. The second staff, 'linke Hand', has a quarter note on beat 2 and a quarter note on beat 4. The third staff, 'rechter Fuss', has two eighth notes on beat 1, two eighth notes on beat 2, and two eighth notes on beat 4. The bottom staff, 'linker Fuss', is empty.

Rock Rhythmen 1a

Nr. 47

rechte Hand

linke Hand

rechter Fuss

linker Fuss

1 + 2 + 3 + 4 +

Detailed description: This musical notation for Nr. 47 is set on a four-staff grid. The top staff, labeled 'rechte Hand', shows a sequence of eight notes: a quarter note on beat 1, a quarter rest on beat 2, a quarter note on beat 3, a quarter rest on beat 4, a quarter note on beat 5, a quarter rest on beat 6, a quarter note on beat 7, and a quarter rest on beat 8. Above the notes are the numbers 1, 2, 3, and 4, each with a plus sign (+) to its right. The second staff, 'linke Hand', has a quarter note on beat 2 and a quarter note on beat 7. The third staff, 'rechter Fuss', has two eighth notes on beat 1, eighth notes on beat 2, eighth notes on beat 3, eighth notes on beat 4, eighth notes on beat 5, eighth notes on beat 6, eighth notes on beat 7, and eighth notes on beat 8. The bottom staff, 'linker Fuss', is empty.

Nr. 48

rechte Hand

linke Hand

rechter Fuss

linker Fuss

1 + 2 + 3 + 4 +

Detailed description: This musical notation for Nr. 48 is set on a four-staff grid. The top staff, labeled 'rechte Hand', shows a sequence of eight notes: a quarter note on beat 1, a quarter rest on beat 2, a quarter note on beat 3, a quarter rest on beat 4, a quarter note on beat 5, a quarter rest on beat 6, a quarter note on beat 7, and a quarter rest on beat 8. Above the notes are the numbers 1, 2, 3, and 4, each with a plus sign (+) to its right. The second staff, 'linke Hand', has a quarter note on beat 2 and a quarter note on beat 7. The third staff, 'rechter Fuss', has two eighth notes on beat 1, eighth notes on beat 2, eighth notes on beat 3, eighth notes on beat 4, eighth notes on beat 5, eighth notes on beat 6, eighth notes on beat 7, and eighth notes on beat 8. The bottom staff, 'linker Fuss', is empty.

Rock-Rhythmen 1a

Nr. 49

Diagram for Nr. 49 showing a 4/4 rock rhythm. The notation is organized into four horizontal staves: rechte Hand (right hand), linke Hand (left hand), rechter Fuss (right foot), and linker Fuss (left foot). The right hand part consists of a sequence of eight notes: 1 (down), + (up), 2 (down), + (up), 3 (down), + (up), 4 (down), + (up). The left hand part consists of two notes: a quarter note on the second beat and a quarter note on the fourth beat. The right foot part consists of a sequence of eight notes: 1 (down), 1 (down), 2 (down), 2 (down), 3 (down), 3 (down), 4 (down), 4 (down). The left foot part is empty.

Nr. 50

Diagram for Nr. 50 showing a 4/4 rock rhythm. The notation is organized into four horizontal staves: rechte Hand (right hand), linke Hand (left hand), rechter Fuss (right foot), and linker Fuss (left foot). The right hand part consists of a sequence of eight notes: 1 (down), + (up), 2 (down), + (up), 3 (down), + (up), 4 (down), + (up). The left hand part consists of two notes: a quarter note on the second beat and a quarter note on the fourth beat. The right foot part consists of a sequence of eight notes: 1 (down), 1 (down), 2 (down), 2 (down), 3 (down), 3 (down), 4 (down), 4 (down). The left foot part is empty.

Rock-Rhythmen 1a

Nr. 51

Diagram for Nr. 51 showing a 4/4 rock rhythm. The notation is organized into four horizontal staves: rechte Hand (right hand), linke Hand (left hand), rechter Fuss (right foot), and linker Fuss (left foot). The right hand part consists of a sequence of eight notes: 1 (down), + (up), 2 (down), + (up), 3 (down), + (up), 4 (down), + (up). The left hand part consists of two notes: a quarter note on the second beat and a quarter note on the fourth beat. The right foot part consists of a sequence of eight notes: 1 (down), 1 (down), 2 (down), 2 (down), 3 (down), 4 (down), 4 (down), 4 (down). The left foot part is empty.

Nr. 52

Diagram for Nr. 52 showing a 4/4 rock rhythm. The notation is organized into four horizontal staves: rechte Hand (right hand), linke Hand (left hand), rechter Fuss (right foot), and linker Fuss (left foot). The right hand part consists of a sequence of eight notes: 1 (down), + (up), 2 (down), + (up), 3 (down), + (up), 4 (down), + (up). The left hand part consists of two notes: a quarter note on the second beat and a quarter note on the fourth beat. The right foot part consists of a sequence of eight notes: 1 (down), 1 (down), 2 (down), 2 (down), 3 (down), 4 (down), 4 (down), 4 (down). The left foot part is empty.

Rock Rhythmen 1a

Nr. 53

rechte Hand

linke Hand

rechter Fuss

linker Fuss

1 + 2 + 3 + 4 +

Detailed description: This musical notation for exercise Nr. 53 is set on a four-staff system. The top staff, labeled 'rechte Hand', shows a sequence of eight notes: a quarter note on beat 1, a quarter rest on beat 2, a quarter note on beat 3, a quarter rest on beat 4, a quarter note on beat 5, a quarter rest on beat 6, a quarter note on beat 7, and a quarter rest on beat 8. The second staff, 'linke Hand', has a quarter note on beat 2 and a quarter note on beat 7. The third staff, 'rechter Fuss', shows a pair of eighth notes on beat 1, a quarter note on beat 2, a pair of eighth notes on beat 3, and a pair of eighth notes on beat 7. The bottom staff, 'linker Fuss', is empty.

Nr. 54

rechte Hand

linke Hand

rechter Fuss

linker Fuss

1 + 2 + 3 + 4 +

Detailed description: This musical notation for exercise Nr. 54 is set on a four-staff system. The top staff, labeled 'rechte Hand', shows a sequence of eight notes: a quarter note on beat 1, a quarter rest on beat 2, a quarter note on beat 3, a quarter rest on beat 4, a quarter note on beat 5, a quarter rest on beat 6, a quarter note on beat 7, and a quarter rest on beat 8. The second staff, 'linke Hand', has a quarter note on beat 2 and a quarter note on beat 7. The third staff, 'rechter Fuss', shows a pair of eighth notes on beat 1, a quarter note on beat 2, a pair of eighth notes on beat 3, and a pair of eighth notes on beat 7. The bottom staff, 'linker Fuss', is empty.

Rock Rhythmen 1a

Nr. 55

rechte Hand

linke Hand

rechter Fuss

linker Fuss

1 + 2 + 3 + 4 +

Detailed description: This musical notation for exercise Nr. 55 is set on a four-staff grid. The top staff, labeled 'rechte Hand', shows a sequence of eight notes: a quarter note on beat 1, a quarter rest on beat 2, a quarter note on beat 3, a quarter rest on beat 4, a quarter note on beat 5, a quarter rest on beat 6, a quarter note on beat 7, and a quarter rest on beat 8. The second staff, 'linke Hand', has a quarter rest on beat 1, a quarter rest on beat 2, a quarter note on beat 3, a quarter rest on beat 4, a quarter rest on beat 5, a quarter rest on beat 6, a quarter note on beat 7, and a quarter rest on beat 8. The third staff, 'rechter Fuss', shows a pair of eighth notes on beat 1, a quarter note on beat 2, a pair of eighth notes on beat 3, a quarter note on beat 4, a pair of eighth notes on beat 5, a quarter note on beat 6, a pair of eighth notes on beat 7, and a quarter note on beat 8. The bottom staff, 'linker Fuss', is empty. Vertical lines separate the eight measures, with numbers 1-4 and plus signs above the first six measures.

Nr. 56

rechte Hand

linke Hand

rechter Fuss

linker Fuss

1 + 2 + 3 + 4 +

Detailed description: This musical notation for exercise Nr. 56 is set on a four-staff grid. The top staff, labeled 'rechte Hand', shows a sequence of eight notes: a quarter note on beat 1, a quarter rest on beat 2, a quarter note on beat 3, a quarter rest on beat 4, a quarter note on beat 5, a quarter rest on beat 6, a quarter note on beat 7, and a quarter rest on beat 8. The second staff, 'linke Hand', has a quarter rest on beat 1, a quarter rest on beat 2, a quarter note on beat 3, a quarter rest on beat 4, a quarter rest on beat 5, a quarter rest on beat 6, a quarter note on beat 7, and a quarter rest on beat 8. The third staff, 'rechter Fuss', shows a pair of eighth notes on beat 1, a quarter note on beat 2, a pair of eighth notes on beat 3, a quarter note on beat 4, a pair of eighth notes on beat 5, a quarter note on beat 6, a pair of eighth notes on beat 7, and a quarter note on beat 8. The bottom staff, 'linker Fuss', is empty. Vertical lines separate the eight measures, with numbers 1-4 and plus signs above the first six measures.